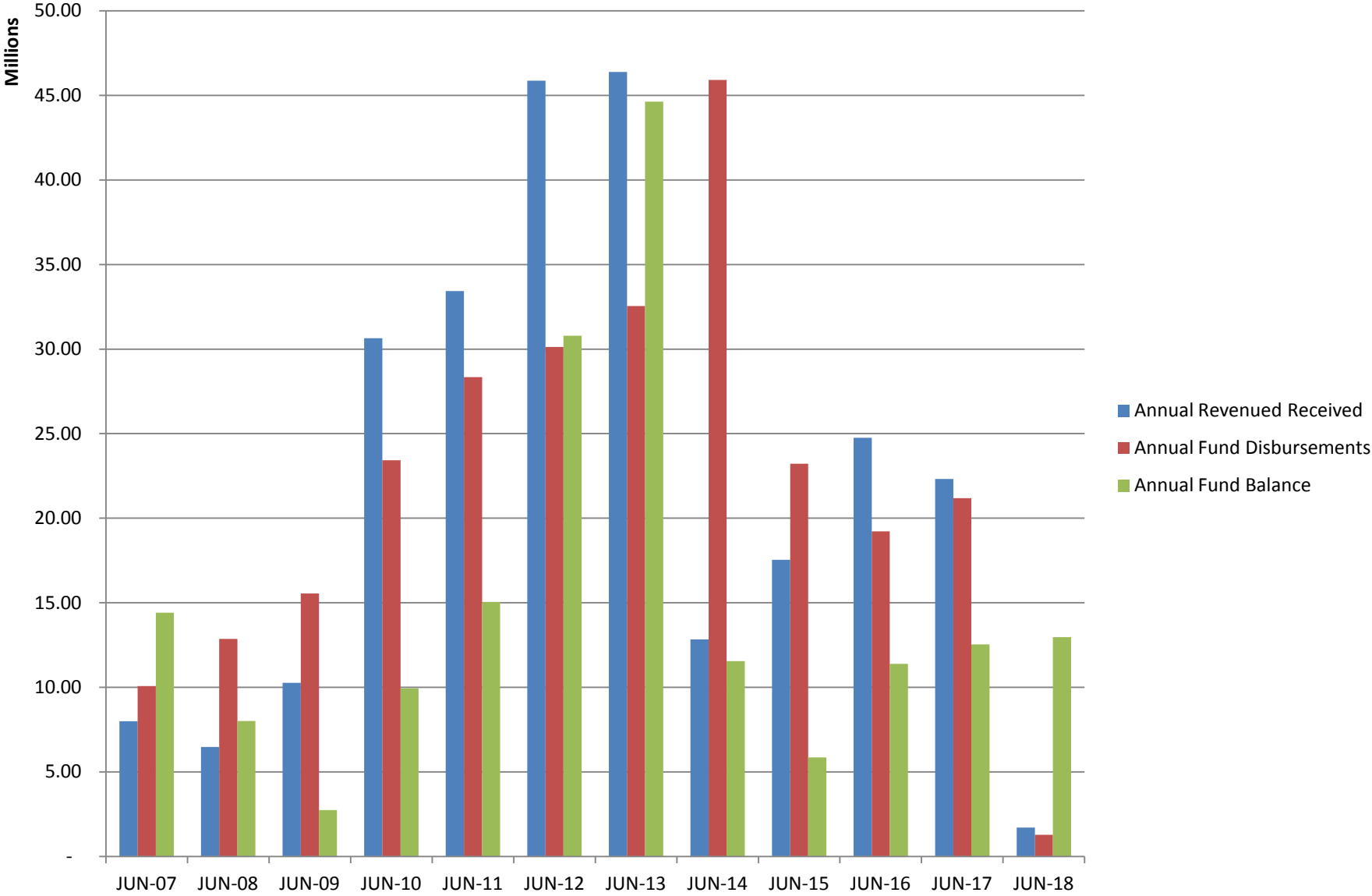


Oklahoma Corporation Commission Public Utility Division OUSF Annual Cash Flow Summary			
Funding Year End June 30	Annual Revenues Received	Annual Fund Disbursements	Annual Fund Balance
Jun-98	14,139,001.56	364,628.93	13,774,372.63
Jun-99	7,621,866.34	1,648,244.44	19,747,994.53
Jun-00	8,714,232.21	3,622,398.79	24,839,827.95
Jun-01	8,200,216.48	10,311,017.34	22,729,027.09
Jun-02	7,028,009.58	7,162,610.16	22,594,426.51
Jun-03	7,341,478.52	8,343,245.42	21,592,659.61
Jun-04	7,245,866.55	8,253,834.30	20,584,691.86
Jun-05	7,431,606.58	7,668,120.00	20,348,178.44
Jun-06	7,492,703.73	11,355,201.33	16,485,680.84
Jun-07	8,002,755.70	10,073,943.75	14,414,492.79
Jun-08	6,475,533.84	12,870,701.83	8,019,324.80
Jun-09	10,265,011.55	15,544,529.70	2,739,806.65
Jun-10	30,635,813.02	23,424,660.46	9,950,959.21
Jun-11	33,435,724.94	28,336,541.35	15,050,142.80
Jun-12	45,865,793.62	30,120,102.34	30,795,834.08
Jun-13	46,378,129.91	32,550,614.48	44,623,349.51
Jun-14	12,840,077.14	45,916,624.07	11,546,802.58
Jun-15	17,542,421.87	23,226,276.30	5,862,948.15
Jun-16	24,755,317.09	19,221,471.97	11,396,793.27
Jun-17	22,325,584.22	21,185,102.45	12,537,275.04
Jun-18	1,717,533.89	1,283,896.69	12,970,912.24

TOTALS (SINCE 1998)	
Revenues	335,454,678.34
Disbursements	322,483,766.10

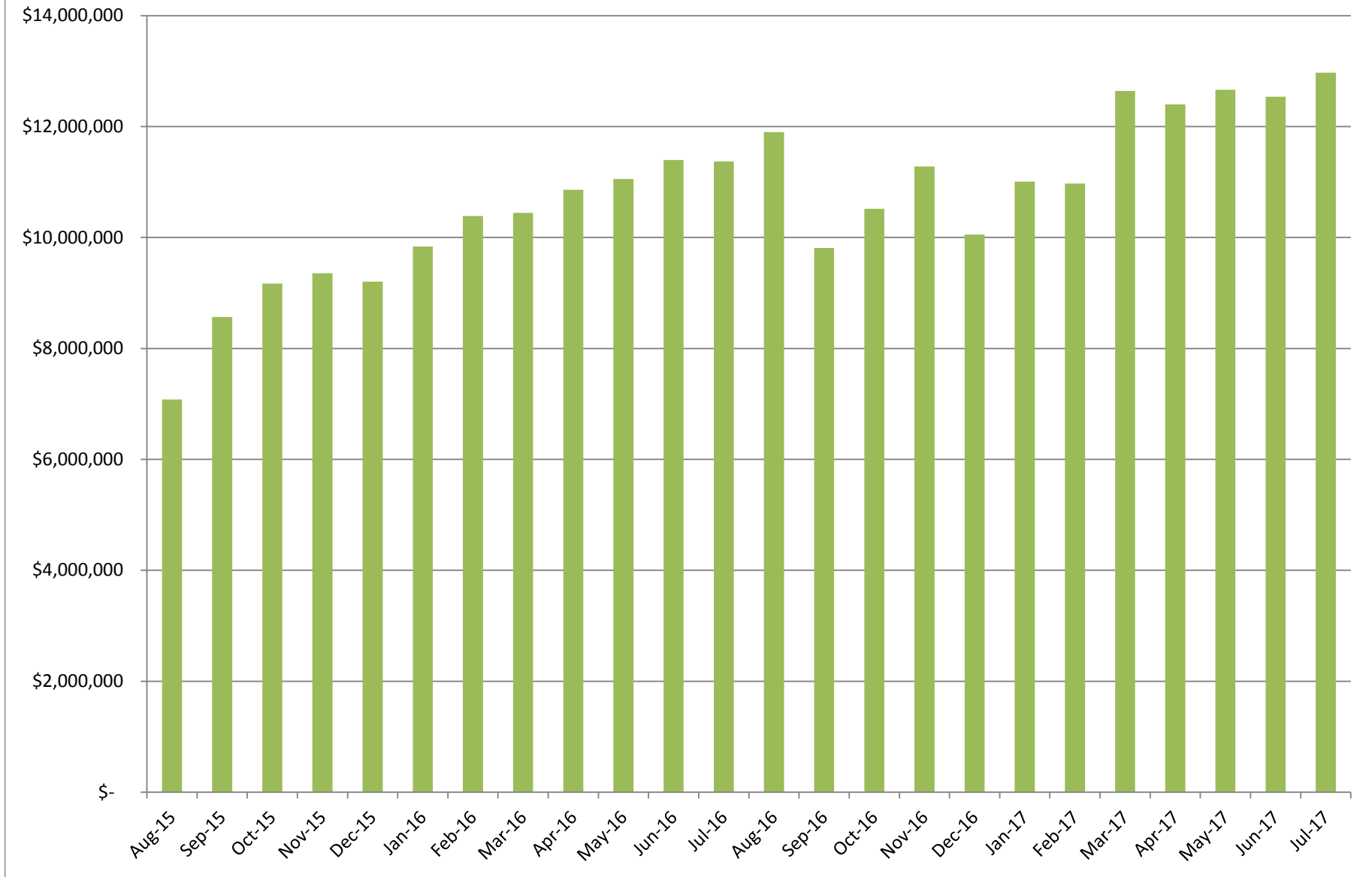
Oklahoma Corporation Commission Annual Revenue and Disbursement for OUSF



Oklahoma Corporation Commission	
Public Utility Division	
OUSF Monthly Ending Balance	
Month Ending	Balance
Jul-14	\$ 9,701,211
Aug-14	\$ 9,217,525
Sep-14	\$ 8,382,792
Oct-14	\$ 7,210,777
Nov-14	\$ 6,408,264
Dec-14	\$ 6,292,677
Jan-15	\$ 7,047,433
Feb-15	\$ 7,937,616
Mar-15	\$ 8,309,582
Apr-15	\$ 7,562,386
May-15	\$ 7,637,826
Jun-15	\$ 5,862,948
Jul-15	\$ 6,628,795
Aug-15	\$ 7,077,968
Sep-15	\$ 8,565,659
Oct-15	\$ 9,169,102
Nov-15	\$ 9,356,809
Dec-15	\$ 9,202,494
Jan-16	\$ 9,835,112
Feb-16	\$ 10,389,155
Mar-16	\$ 10,444,315
Apr-16	\$ 10,860,717
May-16	\$ 11,056,456
Jun-16	\$ 11,396,793
Jul-16	\$ 11,369,852
Aug-16	\$ 11,900,880
Sep-16	\$ 9,812,391
Oct-16	\$ 10,519,262
Nov-16	\$ 11,279,597
Dec-16	\$ 10,051,795
Jan-17	\$ 11,006,300
Feb-17	\$ 10,973,131
Mar-17	\$ 12,641,431
Apr-17	\$ 12,399,495
May-17	\$ 12,664,320
Jun-17	\$ 12,537,275
Jul-17	\$ 12,970,912

Oklahoma Corporation Commission OUSF Monthly Ending Balances

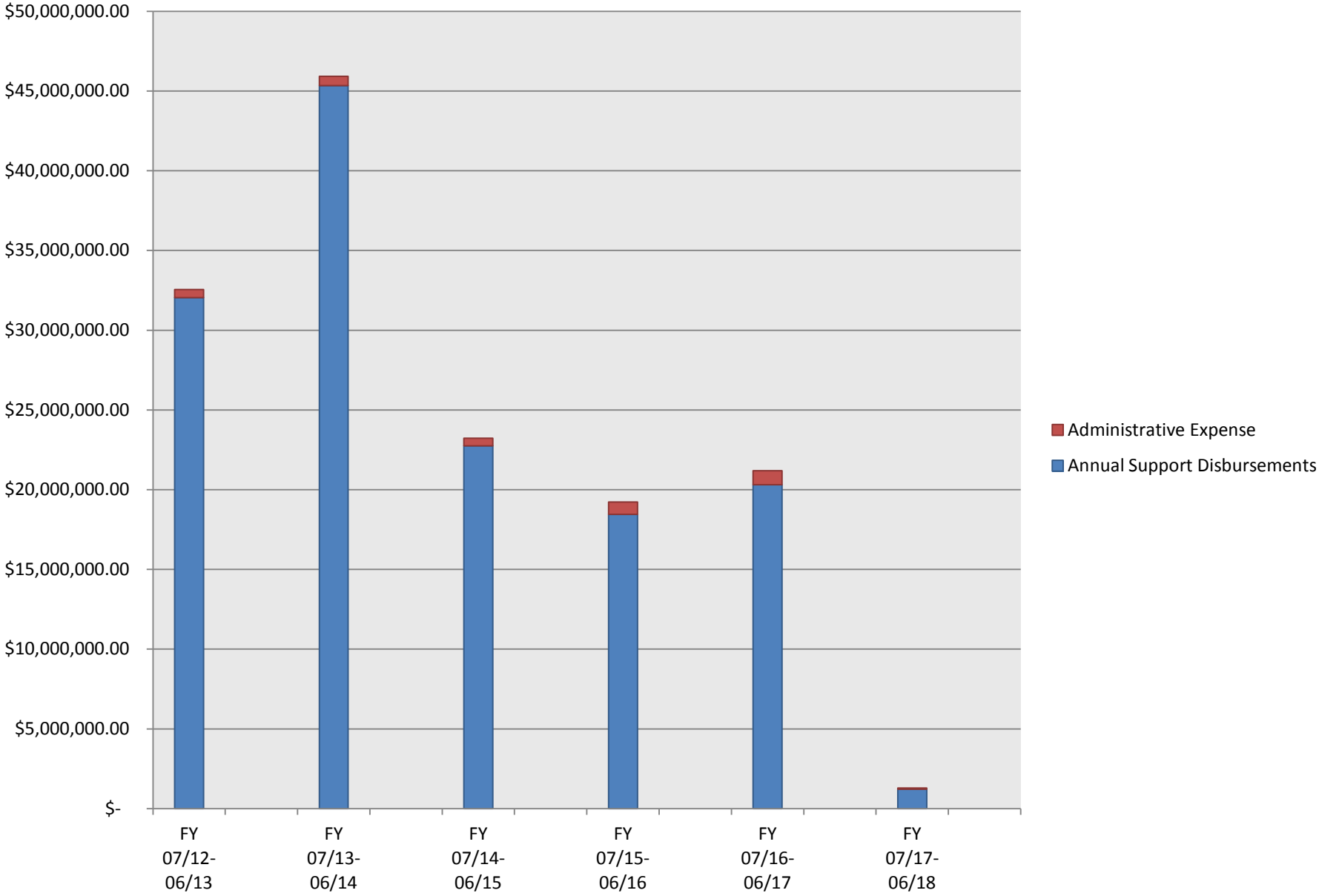
Public Utility Division
Monthly Telecom Reports



**Oklahoma Corporation Commission
Public Utility Division
OUSF Distribution by Month**

	FY 07/12-06/13		FY 07/13-06/14		FY 07/14-06/15		FY 07/15-06/16		FY 07/16-06/17		FY 07/17-06/18	
	7/31/2012	\$ 2,096,960	7/31/2013	\$ 1,770,382	7/31/2014	\$ 2,371,794	7/31/2015	\$ 2,035,551	7/31/2016	\$ 1,453,629	7/31/2017	\$ 1,219,319
	8/31/2012	\$ 2,235,093	8/30/2013	\$ 2,280,676	8/31/2014	\$ 1,335,801	8/31/2015	\$ 1,555,143	8/31/2016	\$ 1,627,161	8/31/2017	
	9/30/2012	\$ 2,091,323	9/30/2013	\$ 1,718,758	9/30/2014	\$ 1,500,959	9/30/2015	\$ 789,044	9/30/2016	\$ 3,406,342	9/30/2017	
	10/31/2012	\$ 1,971,442	10/31/2013	\$ 15,973,723	10/31/2014	\$ 1,870,925	10/31/2015	\$ 1,397,839	10/31/2016	\$ 1,510,218	10/31/2017	
	11/30/2012	\$ 5,583,736	11/30/2013	\$ 3,163,315	11/30/2014	\$ 1,424,553	11/30/2015	\$ 1,544,256	11/30/2016	\$ 1,372,694	11/30/2017	
	12/31/2012	\$ 4,509,807	12/31/2013	\$ 2,039,595	12/31/2014	\$ 1,317,386	12/31/2015	\$ 2,060,159	12/31/2016	\$ 2,752,349	12/31/2017	
	1/31/2013	\$ 1,596,615	1/31/2014	\$ 4,940,436	1/31/2015	\$ 1,333,231	1/31/2016	\$ 1,484,586	1/31/2017	\$ 1,254,310	1/31/2018	
	2/28/2013	\$ 2,352,044	2/28/2014	\$ 2,013,560	2/28/2015	\$ 1,276,365	2/29/2016	\$ 1,375,624	2/29/2017	\$ 1,264,022	2/28/2018	
	3/31/2013	\$ 2,141,830	3/31/2014	\$ 1,802,526	3/31/2015	\$ 1,904,377	3/31/2016	\$ 1,693,719	3/31/2017	\$ 461,228	3/31/2018	
	4/30/2013	\$ 3,267,876	4/30/2014	\$ 4,122,493	4/30/2015	\$ 2,960,890	4/30/2016	\$ 1,406,138	4/30/2017	\$ 1,882,568	4/30/2018	
	5/31/2013	\$ 2,083,035	5/31/2014	\$ 2,543,307	5/31/2015	\$ 2,127,078	5/31/2016	\$ 1,775,933	5/31/2017	\$ 1,494,224	5/31/2018	
	6/30/2013	\$ 2,119,424	6/30/2014	\$ 2,971,132	6/30/2015	\$ 3,324,219	6/30/2016	\$ 1,333,678	6/30/2017	\$ 1,834,126	6/30/2018	
Annual Support Disbursements	\$ 32,049,183.47		\$ 45,339,902.41		\$ 22,747,576.75		\$ 18,451,669.79		\$ 20,312,870.28		\$ 1,219,319.44	
Administrative Expense	\$ 501,431.01		\$ 576,721.66		\$ 478,699.55		\$ 769,802.18		\$ 872,232.17		\$ 64,577.25	
Total Annual Expense	\$ 32,550,614.48		\$ 45,916,624.07		\$ 23,226,276.30		\$ 19,221,471.97		\$ 21,185,102.45		\$ 1,283,896.69	

OUSF Distribution by Fiscal Year



Month	Beginning Fund Balance	Month Receipts	New Orders Disbursed	Administrative Expenses Disbursed	Prior Orders Disbursed	Total Disbursements	Net Month Receipts	Ending Fund Balance
	(A)	(B)	(C)	(D)	(E)	(F)	(G)	(H)
	Prior Mo (H)	From Statement of Fund Performance Report (Revenue)	From GVNW Payment Received Report	From Summary Statement Report (month)	= (F) – (C) – (D)	From Statement of Fund Performance Report (month)	(B) – (F)	(A) + (G)
Mar-14	\$ 20,150,391.08	\$ 976,961.45	\$ 18,483.92	\$ 39,269.15	\$ 1,784,041.90	\$ 1,841,794.97	\$ (864,833.52)	\$ 19,285,557.56
Apr-14	\$ 19,285,557.56	\$ 650,653.11	\$ 251,684.82	\$ 37,168.66	\$ 3,870,808.16	\$ 4,159,661.64	\$ (3,509,008.53)	\$ 15,776,549.03
May-14	\$ 15,776,549.03	\$ 769,715.28	\$ 1,882,802.60	\$ 15,516.22	\$ 660,504.38	\$ 2,558,823.20	\$ (1,789,107.92)	\$ 13,987,441.11
Jun-14	\$ 13,987,441.11	\$ 588,495.36	\$ 186,687.88	\$ 58,002.03	\$ 2,784,443.98	\$ 3,029,133.89	\$ (2,440,638.53)	\$ 11,546,802.58
Jul-14	\$ 11,546,802.58	\$ 563,368.22	\$ 180,399.05	\$ 37,166.66	\$ 2,191,395.22	\$ 2,408,960.93	\$ (1,845,592.71)	\$ 9,701,209.87
Aug-14	\$ 9,701,209.87	\$ 889,558.10	\$ 32,333.48	\$ 37,442.21	\$ 1,303,467.10	\$ 1,373,242.79	\$ (483,684.69)	\$ 9,217,525.18
Sep-14	\$ 9,217,525.18	\$ 703,656.03	\$ 133,186.42	\$ 37,430.07	\$ 1,367,772.57	\$ 1,538,389.06	\$ (834,733.03)	\$ 8,382,792.15
Oct-14	\$ 8,382,792.15	\$ 736,578.90	\$ 231,441.09	\$ 37,669.65	\$ 1,639,483.47	\$ 1,908,594.21	\$ (1,172,015.31)	\$ 7,210,776.84
Nov-14	\$ 7,210,776.84	\$ 659,470.04	\$ 207,776.51	\$ 37,429.67	\$ 1,216,776.46	\$ 1,461,982.64	\$ (802,512.60)	\$ 6,408,264.24
Dec-14	\$ 6,408,264.24	\$ 1,246,727.19	\$ 37,325.23	\$ 44,928.45	\$ 1,280,061.12	\$ 1,362,314.80	\$ (115,587.61)	\$ 6,292,676.63
Jan-15	\$ 6,292,676.63	\$ 2,117,919.20	\$ 120,690.94	\$ 29,931.97	\$ 1,212,539.59	\$ 1,363,162.50	\$ 754,756.70	\$ 7,047,433.33
Feb-15	\$ 7,047,433.33	\$ 2,187,258.77	\$ 183,367.22	\$ 20,711.39	\$ 1,092,997.79	\$ 1,297,076.40	\$ 890,182.37	\$ 7,937,615.70
Mar-15	\$ 7,937,615.70	\$ 2,334,607.23	\$ 310,586.96	\$ 58,264.55	\$ 1,593,789.59	\$ 1,962,641.10	\$ 371,966.13	\$ 8,309,581.83
Apr-15	\$ 8,309,581.83	\$ 2,274,274.63	\$ 1,015,375.11	\$ 60,580.06	\$ 1,945,514.87	\$ 3,021,470.04	\$ (747,195.41)	\$ 7,562,386.42
May-15	\$ 7,562,386.42	\$ 2,239,946.47	\$ 754,788.08	\$ 37,428.90	\$ 1,372,290.35	\$ 2,164,507.33	\$ 75,439.14	\$ 7,637,825.56
Jun-15	\$ 7,637,825.56	\$ 1,589,057.09	\$ 417,740.61	\$ 39,715.97	\$ 2,906,477.92	\$ 3,363,934.50	\$ (1,774,877.41)	\$ 5,862,948.15
Jul-15	\$ 5,862,948.15	\$ 2,852,196.04	\$ 512,082.33	\$ 50,798.62	\$ 1,523,468.41	\$ 2,086,349.36	\$ 765,846.68	\$ 6,628,794.83
Aug-15	\$ 6,628,794.83	\$ 2,041,746.00	\$ 40,651.47	\$ 37,429.26	\$ 1,514,491.74	\$ 1,592,572.47	\$ 449,173.53	\$ 7,077,968.36
Sep-15	\$ 7,077,968.36	\$ 2,340,275.74	\$ 130,784.09	\$ 63,541.16	\$ 658,259.71	\$ 852,584.96	\$ 1,487,690.78	\$ 8,565,659.14
Oct-15	\$ 8,565,659.14	\$ 2,038,940.89	\$ 131,680.33	\$ 37,659.10	\$ 1,266,158.43	\$ 1,435,497.86	\$ 603,443.03	\$ 9,169,102.17
Nov-15	\$ 9,169,102.17	\$ 1,783,442.49	\$ 308,930.51	\$ 51,478.82	\$ 1,235,325.88	\$ 1,595,735.21	\$ 187,707.28	\$ 9,356,809.45
Dec-15	\$ 9,356,809.45	\$ 1,972,298.69	\$ 736,553.45	\$ 66,455.19	\$ 1,323,605.36	\$ 2,126,614.00	\$ (154,315.31)	\$ 9,202,494.14
Jan-16	\$ 9,202,494.14	\$ 2,170,189.93	\$ 119,553.14	\$ 52,986.37	\$ 1,365,032.97	\$ 1,537,572.48	\$ 632,617.45	\$ 9,835,111.59
Feb-16	\$ 9,835,111.59	\$ 1,997,098.74	\$ 186,563.88	\$ 67,431.51	\$ 1,189,060.25	\$ 1,443,055.64	\$ 554,043.10	\$ 10,389,154.69
Mar-16	\$ 10,389,154.69	\$ 1,857,191.98	\$ 219,921.25	\$ 108,312.88	\$ 1,473,797.50	\$ 1,802,031.63	\$ 55,160.35	\$ 10,444,315.04
Apr-16	\$ 10,444,315.04	\$ 1,913,713.00	\$ 330,512.24	\$ 91,173.05	\$ 1,075,625.87	\$ 1,497,311.16	\$ 416,401.84	\$ 10,860,716.88
May-16	\$ 10,860,716.88	\$ 2,057,507.87	\$ 377,873.13	\$ 85,836.49	\$ 1,398,059.62	\$ 1,861,769.24	\$ 195,738.63	\$ 11,056,455.51
Jun-16	\$ 11,056,455.51	\$ 1,730,715.72	\$ 90,387.51	\$ 56,699.73	\$ 1,243,290.72	\$ 1,390,377.96	\$ 340,337.76	\$ 11,396,793.27
Jul-16	\$ 11,396,793.27	\$ 1,489,131.62	\$ 133,898.18	\$ 62,444.35	\$ 1,319,730.34	\$ 1,516,072.87	\$ (26,941.25)	\$ 11,369,852.02
Aug-16	\$ 11,369,852.02	\$ 2,264,289.91	\$ 390,708.92	\$ 106,101.03	\$ 1,236,451.61	\$ 1,733,261.56	\$ 531,028.35	\$ 11,900,880.37
Sep-16	\$ 11,900,880.37	\$ 1,458,997.51	\$ 1,802,068.71	\$ 141,144.40	\$ 1,604,273.46	\$ 3,547,486.57	\$ (2,088,489.06)	\$ 9,812,391.31
Oct-16	\$ 9,812,391.31	\$ 2,280,668.25	\$ 335,385.15	\$ 63,579.25	\$ 1,174,833.26	\$ 1,573,797.66	\$ 706,870.59	\$ 10,519,261.90
Nov-16	\$ 10,519,261.90	\$ 2,195,833.58	\$ 178,789.62	\$ 62,804.33	\$ 1,193,904.80	\$ 1,435,498.75	\$ 760,334.83	\$ 11,279,596.73
Dec-16	\$ 11,279,596.73	\$ 1,577,650.13	\$ 172,718.09	\$ 53,102.69	\$ 2,579,630.78	\$ 2,805,451.56	\$ (1,227,801.43)	\$ 10,051,795.30
Jan-17	\$ 10,051,795.30	\$ 2,285,376.95	\$ 290,842.62	\$ 76,562.41	\$ 963,467.43	\$ 1,330,872.46	\$ 954,504.49	\$ 11,006,299.79
Feb-17	\$ 11,006,299.79	\$ 1,290,497.07	\$ 239,840.62	\$ 59,643.77	\$ 1,024,181.06	\$ 1,323,665.45	\$ (33,168.38)	\$ 10,973,131.41
Mar-17	\$ 10,973,131.41	\$ 2,197,250.09	\$ 55,691.43	\$ 67,723.24	\$ 405,536.29	\$ 528,950.96	\$ 1,668,299.13	\$ 12,641,430.54
Apr-17	\$ 12,641,430.54	\$ 1,700,465.37	\$ 332,327.49	\$ 59,833.23	\$ 1,550,240.22	\$ 1,942,400.94	\$ (241,935.57)	\$ 12,399,494.97
May-17	\$ 12,399,494.97	\$ 1,820,103.66	\$ 168,744.55	\$ 61,054.70	\$ 1,325,479.43	\$ 1,555,278.68	\$ 264,824.98	\$ 12,664,319.95
Jun-17	\$ 12,664,319.95	\$ 1,765,320.08	\$ 270,805.01	\$ 58,238.77	\$ 1,563,321.21	\$ 1,892,364.99	\$ (127,044.91)	\$ 12,537,275.04
Jul-17	\$ 12,537,275.04	\$ 1,717,533.89	\$ 164,733.87	\$ 64,577.25	\$ 1,054,585.57	\$ 1,283,896.69	\$ 433,637.20	\$ 12,970,912.24

**Oklahoma Corporation Commission
Public Utility Division
July 2017**

OUSF Applications Approved/Distributed

Cause No.	Date Order Approved	Lump Sum	Monthly Recurring Charges	Payment Dates
201700072	6/13/2017	\$ 18,917.29	\$ 7,246.42	7/25/2017
201700091	6/15/2017	\$ 1,306.77	\$ 290.00	7/25/2017
201700092	6/12/2017	\$ 1,402.15	\$ 164.28	7/25/2017
201700093	6/15/2017	\$ 1,379.61	\$ 27.27	7/25/2017
201700096	6/21/2017	\$ 5,321.36	\$ 665.17	7/25/2017
201700102	7/5/2017	\$ 18,842.80	N/A	7/25/2017
201700103	7/5/2017	\$ 47,378.38	\$ 6,768.34	7/25/2017
201700104	6/15/2017	\$ 1,528.00	\$ 382.00	7/25/2017
201700105	7/3/2017	\$ 909.21	\$ 320.90	7/25/2017
201700106	6/30/2017	\$ 4,557.71	\$ 178.90	7/25/2017
201700109	6/12/2017	\$ 2,109.20	\$ 294.40	7/25/2017
201700117	7/7/2017	\$ 1,967.41	\$ 310.54	7/25/2017
201700122	6/12/2017	\$ 5,699.20	\$ 712.40	7/25/2017
201700125	6/12/2017	\$ 5,380.00	\$ 700.00	7/25/2017
201700127	6/30/2017	\$ 2,130.22	\$ 290.00	7/25/2017
201700129	7/5/2017	\$ 43,404.56	\$ 5,425.57	7/25/2017
201700145	6/22/2017	\$ 2,500.00	\$ 250.00	7/25/2017

JunlyDisbursements \$ 164,733.87