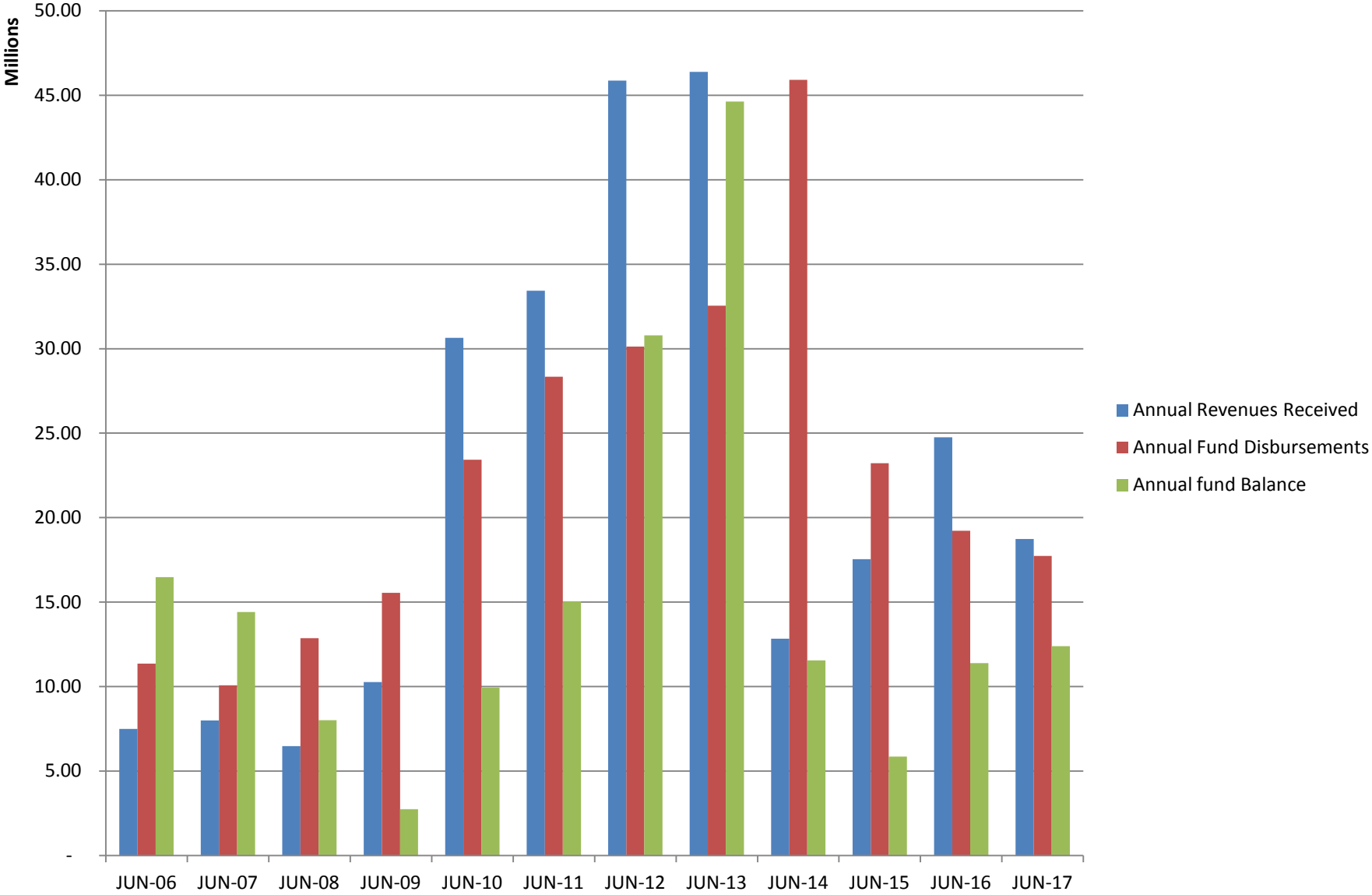


Oklahoma Corporation Commission Public Utility Division OUSF Annual Cash Flow Summary			
Funding Year End June 30	Annual Revenues Received	Annual Fund Disbursements	Annual Fund Balance
Jun-98	14,139,001.56	364,628.93	13,774,372.63
Jun-99	7,621,866.34	1,648,244.44	19,747,994.53
Jun-00	8,714,232.21	3,622,398.79	24,839,827.95
Jun-01	8,200,216.48	10,311,017.34	22,729,027.09
Jun-02	7,028,009.58	7,162,610.16	22,594,426.51
Jun-03	7,341,478.52	8,343,245.42	21,592,659.61
Jun-04	7,245,866.55	8,253,834.30	20,584,691.86
Jun-05	7,431,606.58	7,668,120.00	20,348,178.44
Jun-06	7,492,703.73	11,355,201.33	16,485,680.84
Jun-07	8,002,755.70	10,073,943.75	14,414,492.79
Jun-08	6,475,533.84	12,870,701.83	8,019,324.80
Jun-09	10,265,011.55	15,544,529.70	2,739,806.65
Jun-10	30,635,813.02	23,424,660.46	9,950,959.21
Jun-11	33,435,724.94	28,336,541.35	15,050,142.80
Jun-12	45,865,793.62	30,120,102.34	30,795,834.08
Jun-13	46,378,129.91	32,550,614.48	44,623,349.51
Jun-14	12,840,077.14	45,916,624.07	11,546,802.58
Jun-15	17,542,421.87	23,226,276.30	5,862,948.15
Jun-16	24,755,317.09	19,221,471.97	11,396,793.27
Jun-17	18,740,160.48	17,737,458.78	12,399,494.97

TOTALS (SINCE 1998)	
Revenues	330,151,720.71
Disbursements	317,752,225.74

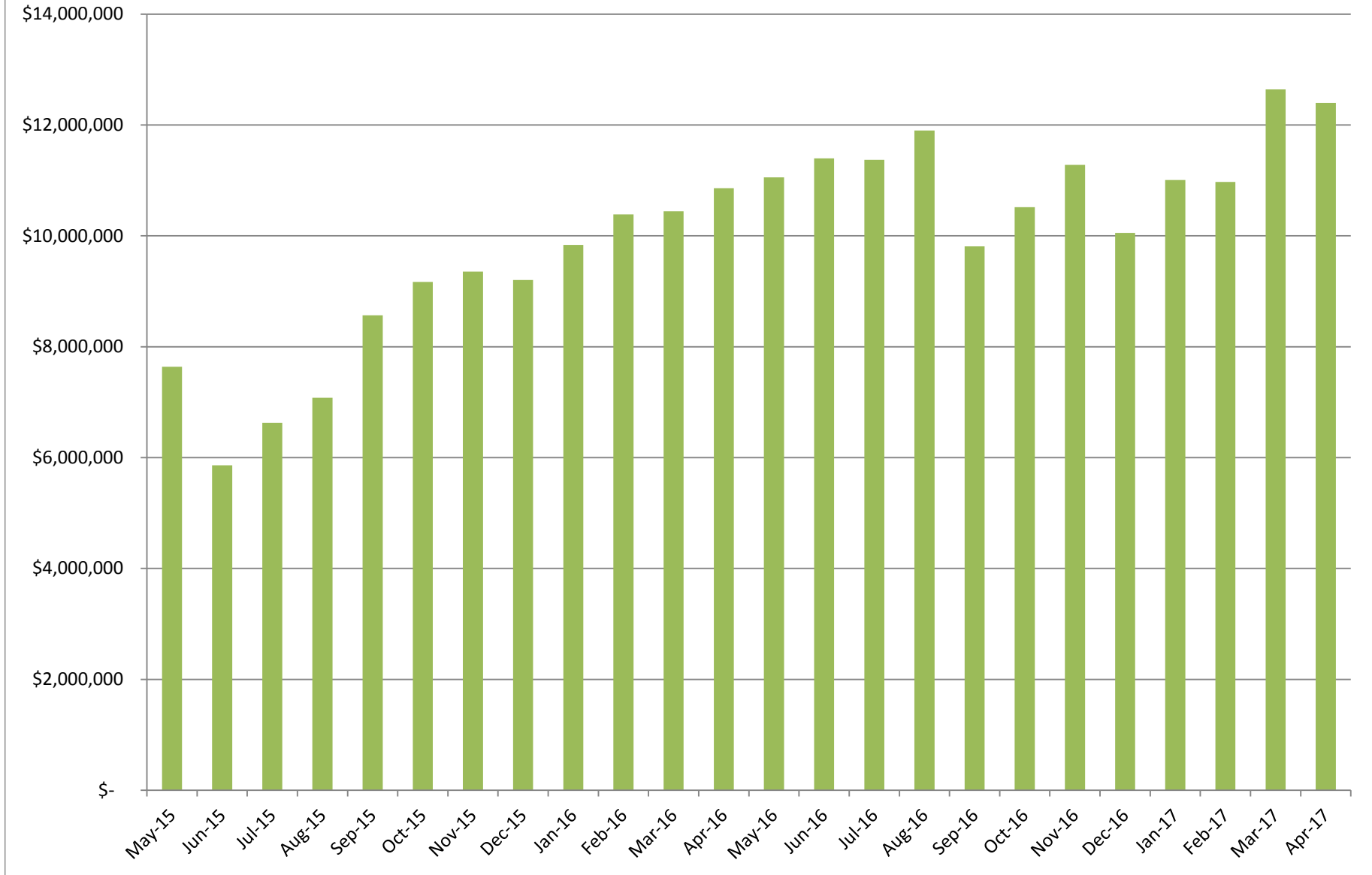
Oklahoma Corporation Commission Annual Revenue and Disbursement for OUSF



Oklahoma Corporation Commission	
Public Utility Division	
OUSF Monthly Ending Balance	
Month Ending	Balance
Jul-13	\$ 45,740,963
Aug-13	\$ 45,902,202
Sep-13	\$ 45,064,443
Oct-13	\$ 29,606,289
Nov-13	\$ 26,951,113
Dec-13	\$ 25,495,091
Jan-14	\$ 21,242,335
Feb-14	\$ 19,769,015
Mar-14	\$ 19,285,558
Apr-14	\$ 15,776,549
May-14	\$ 13,987,441
Jun-14	\$ 11,546,803
Jul-14	\$ 9,701,211
Aug-14	\$ 9,217,525
Sep-14	\$ 8,382,792
Oct-14	\$ 7,210,777
Nov-14	\$ 6,408,264
Dec-14	\$ 6,292,677
Jan-15	\$ 7,047,433
Feb-15	\$ 7,937,616
Mar-15	\$ 8,309,582
Apr-15	\$ 7,562,386
May-15	\$ 7,637,826
Jun-15	\$ 5,862,948
Jul-15	\$ 6,628,795
Aug-15	\$ 7,077,968
Sep-15	\$ 8,565,659
Oct-15	\$ 9,169,102
Nov-15	\$ 9,356,809
Dec-15	\$ 9,202,494
Jan-16	\$ 9,835,112
Feb-16	\$ 10,389,155
Mar-16	\$ 10,444,315
Apr-16	\$ 10,860,717
May-16	\$ 11,056,456
Jun-16	\$ 11,396,793
Jul-16	\$ 11,369,852
Aug-16	\$ 11,900,880
Sep-16	\$ 9,812,391
Oct-16	\$ 10,519,262
Nov-16	\$ 11,279,597
Dec-16	\$ 10,051,795
Jan-17	\$ 11,006,300
Feb-17	\$ 10,973,131
Mar-17	\$ 12,641,431
Apr-17	\$ 12,399,495

Oklahoma Corporation Commission OUSF Monthly Ending Balances

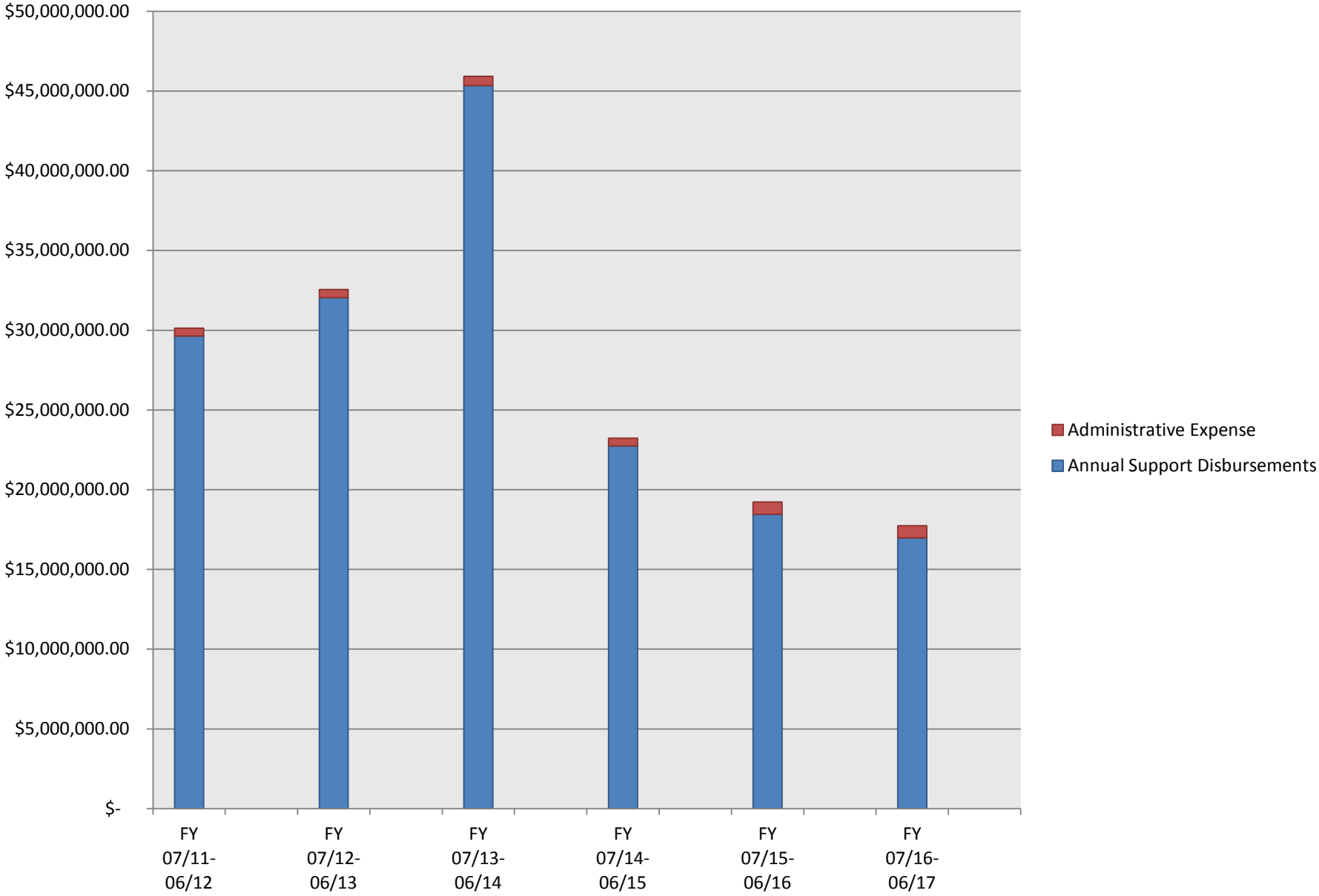
Public Utility Division
Monthly Telecom Reports



Oklahoma Corporation Commission
Public Utility Division
OUSF Distribution by Month

	FY 07/11-06/12		FY 07/12-06/13		FY 07/13-06/14		FY 07/14-06/15		FY 07/15-06/16		FY 07/16-06/17	
	7/31/2011	\$ 4,436,614	7/31/2012	\$ 2,096,960	7/31/2013	\$ 1,770,382	7/31/2014	\$ 2,371,794	7/31/2015	\$ 2,035,551	7/31/2016	\$ 1,453,629
	8/31/2011	\$ 3,674,464	8/31/2012	\$ 2,235,093	8/30/2013	\$ 2,280,676	8/31/2014	\$ 1,335,801	8/31/2015	\$ 1,555,143	8/31/2016	\$ 1,627,161
	9/30/2011	\$ 2,578,500	9/30/2012	\$ 2,091,323	9/30/2013	\$ 1,718,758	9/30/2014	\$ 1,500,959	9/30/2015	\$ 789,044	9/30/2016	\$ 3,406,342
	10/31/2011	\$ 1,042,588	10/31/2012	\$ 1,971,442	10/31/2013	\$ 15,973,723	10/31/2014	\$ 1,870,925	10/31/2015	\$ 1,397,839	10/31/2016	\$ 1,510,218
	11/30/2011	\$ 2,801,869	11/30/2012	\$ 5,583,736	11/30/2013	\$ 3,163,315	11/30/2014	\$ 1,424,553	11/30/2015	\$ 1,544,256	11/30/2016	\$ 1,372,694
	12/31/2011	\$ 1,991,812	12/31/2012	\$ 4,509,807	12/31/2013	\$ 2,039,595	12/31/2014	\$ 1,317,386	12/31/2015	\$ 2,060,159	12/31/2016	\$ 2,752,349
	1/31/2012	\$ 1,613,684	1/31/2013	\$ 1,596,615	1/31/2014	\$ 4,940,436	1/31/2015	\$ 1,333,231	1/31/2016	\$ 1,484,586	1/31/2017	\$ 1,254,310
	2/29/2012	\$ 2,417,139	2/28/2013	\$ 2,352,044	2/28/2014	\$ 2,013,560	2/28/2015	\$ 1,276,365	2/29/2016	\$ 1,375,624	2/29/2017	\$ 1,264,022
	3/31/2012	\$ 2,611,679	3/31/2013	\$ 2,141,830	3/31/2014	\$ 1,802,526	3/31/2015	\$ 1,904,377	3/31/2016	\$ 1,693,719	3/31/2017	\$ 461,228
	4/30/2012	\$ 1,874,847	4/30/2013	\$ 3,267,876	4/30/2014	\$ 4,122,493	4/30/2015	\$ 2,960,890	4/30/2016	\$ 1,406,138	4/30/2017	\$ 1,882,568
	5/31/2012	\$ 1,962,741	5/31/2013	\$ 2,083,035	5/31/2014	\$ 2,543,307	5/31/2015	\$ 2,127,078	5/31/2016	\$ 1,775,933	5/31/2017	
	6/30/2012	\$ 2,622,531	6/30/2013	\$ 2,119,424	6/30/2014	\$ 2,971,132	6/30/2015	\$ 3,324,219	6/30/2016	\$ 1,333,678	6/30/2017	
Annual Support Disbursements	\$	29,628,466.26	\$	32,049,183.47	\$	45,339,902.41	\$	22,747,576.75	\$	18,451,669.79	\$	16,984,520.08
Administrative Expense	\$	491,636.08	\$	501,431.01	\$	576,721.66	\$	478,699.55	\$	769,802.18	\$	752,938.70
Total Annual Expense	\$	30,120,102.34	\$	32,550,614.48	\$	45,916,624.07	\$	23,226,276.30	\$	19,221,471.97	\$	17,737,458.78

OUSF Distribution by Fiscal Year



Month	Beginning Fund Balance	Month Receipts	New Orders Disbursed	Administrative Expenses Disbursed	Prior Orders Disbursed	Total Disbursements	Net Month Receipts	Ending Fund Balance
	(A)	(B)	(C)	(D)	(E)	(F)	(G)	(H)
	Prior Mo (H)	From Statement of Fund Performance Report (Revenue)	From GVNW Payment Received Report	From Summary Statement Report (month)	= (F) – (C) – (D)	From Statement of Fund Performance Report (month)	(B) – (F)	(A) + (G)
Mar-14	\$ 20,150,391.08	\$ 976,961.45	\$ 18,483.92	\$ 39,269.15	\$ 1,784,041.90	\$ 1,841,794.97	\$ (864,833.52)	\$ 19,285,557.56
Apr-14	\$ 19,285,557.56	\$ 650,653.11	\$ 251,684.82	\$ 37,168.66	\$ 3,870,808.16	\$ 4,159,661.64	\$ (3,509,008.53)	\$ 15,776,549.03
May-14	\$ 15,776,549.03	\$ 769,715.28	\$ 1,882,802.60	\$ 15,516.22	\$ 660,504.38	\$ 2,558,823.20	\$ (1,789,107.92)	\$ 13,987,441.11
Jun-14	\$ 13,987,441.11	\$ 588,495.36	\$ 186,687.88	\$ 58,002.03	\$ 2,784,443.98	\$ 3,029,133.89	\$ (2,440,638.53)	\$ 11,546,802.58
Jul-14	\$ 11,546,802.58	\$ 563,368.22	\$ 180,399.05	\$ 37,166.66	\$ 2,191,395.22	\$ 2,408,960.93	\$ (1,845,592.71)	\$ 9,701,209.87
Aug-14	\$ 9,701,209.87	\$ 889,558.10	\$ 32,333.48	\$ 37,442.21	\$ 1,303,467.10	\$ 1,373,242.79	\$ (483,684.69)	\$ 9,217,525.18
Sep-14	\$ 9,217,525.18	\$ 703,656.03	\$ 133,186.42	\$ 37,430.07	\$ 1,367,772.57	\$ 1,538,389.06	\$ (834,733.03)	\$ 8,382,792.15
Oct-14	\$ 8,382,792.15	\$ 736,578.90	\$ 231,441.09	\$ 37,669.65	\$ 1,639,483.47	\$ 1,908,594.21	\$ (1,172,015.31)	\$ 7,210,776.84
Nov-14	\$ 7,210,776.84	\$ 659,470.04	\$ 207,776.51	\$ 37,429.67	\$ 1,216,776.46	\$ 1,461,982.64	\$ (802,512.60)	\$ 6,408,264.24
Dec-14	\$ 6,408,264.24	\$ 1,246,727.19	\$ 37,325.23	\$ 44,928.45	\$ 1,280,061.12	\$ 1,362,314.80	\$ (115,587.61)	\$ 6,292,676.63
Jan-15	\$ 6,292,676.63	\$ 2,117,919.20	\$ 120,690.94	\$ 29,931.97	\$ 1,212,539.59	\$ 1,363,162.50	\$ 754,756.70	\$ 7,047,433.33
Feb-15	\$ 7,047,433.33	\$ 2,187,258.77	\$ 183,367.22	\$ 20,711.39	\$ 1,092,997.79	\$ 1,297,076.40	\$ 890,182.37	\$ 7,937,615.70
Mar-15	\$ 7,937,615.70	\$ 2,334,607.23	\$ 310,586.96	\$ 58,264.55	\$ 1,593,789.59	\$ 1,962,641.10	\$ 371,966.13	\$ 8,309,581.83
Apr-15	\$ 8,309,581.83	\$ 2,274,274.63	\$ 1,015,375.11	\$ 60,580.06	\$ 1,945,514.87	\$ 3,021,470.04	\$ (747,195.41)	\$ 7,562,386.42
May-15	\$ 7,562,386.42	\$ 2,239,946.47	\$ 754,788.08	\$ 37,428.90	\$ 1,372,290.35	\$ 2,164,507.33	\$ 75,439.14	\$ 7,637,825.56
Jun-15	\$ 7,637,825.56	\$ 1,589,057.09	\$ 417,740.61	\$ 39,715.97	\$ 2,906,477.92	\$ 3,363,934.50	\$ (1,774,877.41)	\$ 5,862,948.15
Jul-15	\$ 5,862,948.15	\$ 2,852,196.04	\$ 512,082.33	\$ 50,798.62	\$ 1,523,468.41	\$ 2,086,349.36	\$ 765,846.68	\$ 6,628,794.83
Aug-15	\$ 6,628,794.83	\$ 2,041,746.00	\$ 40,651.47	\$ 37,429.26	\$ 1,514,491.74	\$ 1,592,572.47	\$ 449,173.53	\$ 7,077,968.36
Sep-15	\$ 7,077,968.36	\$ 2,340,275.74	\$ 130,784.09	\$ 63,541.16	\$ 658,259.71	\$ 852,584.96	\$ 1,487,690.78	\$ 8,565,659.14
Oct-15	\$ 8,565,659.14	\$ 2,038,940.89	\$ 131,680.33	\$ 37,659.10	\$ 1,266,158.43	\$ 1,435,497.86	\$ 603,443.03	\$ 9,169,102.17
Nov-15	\$ 9,169,102.17	\$ 1,783,442.49	\$ 308,930.51	\$ 51,478.82	\$ 1,235,325.88	\$ 1,595,735.21	\$ 187,707.28	\$ 9,356,809.45
Dec-15	\$ 9,356,809.45	\$ 1,972,298.69	\$ 736,553.45	\$ 66,455.19	\$ 1,323,605.36	\$ 2,126,614.00	\$ (154,315.31)	\$ 9,202,494.14
Jan-16	\$ 9,202,494.14	\$ 2,170,189.93	\$ 119,553.14	\$ 52,986.37	\$ 1,365,032.97	\$ 1,537,572.48	\$ 632,617.45	\$ 9,835,111.59
Feb-16	\$ 9,835,111.59	\$ 1,997,098.74	\$ 186,563.88	\$ 67,431.51	\$ 1,189,060.25	\$ 1,443,055.64	\$ 554,043.10	\$ 10,389,154.69
Mar-16	\$ 10,389,154.69	\$ 1,857,191.98	\$ 219,921.25	\$ 108,312.88	\$ 1,473,797.50	\$ 1,802,031.63	\$ 55,160.35	\$ 10,444,315.04
Apr-16	\$ 10,444,315.04	\$ 1,913,713.00	\$ 330,512.24	\$ 91,173.05	\$ 1,075,625.87	\$ 1,497,311.16	\$ 416,401.84	\$ 10,860,716.88
May-16	\$ 10,860,716.88	\$ 2,057,507.87	\$ 377,873.13	\$ 85,836.49	\$ 1,398,059.62	\$ 1,861,769.24	\$ 195,738.63	\$ 11,056,455.51
Jun-16	\$ 11,056,455.51	\$ 1,730,715.72	\$ 90,387.51	\$ 56,699.73	\$ 1,243,290.72	\$ 1,390,377.96	\$ 340,337.76	\$ 11,396,793.27
Jul-16	\$ 11,396,793.27	\$ 1,489,131.62	\$ 133,898.18	\$ 62,444.35	\$ 1,319,730.34	\$ 1,516,072.87	\$ (26,941.25)	\$ 11,369,852.02
Aug-16	\$ 11,369,852.02	\$ 2,264,289.91	\$ 390,708.92	\$ 106,101.03	\$ 1,236,451.61	\$ 1,733,261.56	\$ 531,028.35	\$ 11,900,880.37
Sep-16	\$ 11,900,880.37	\$ 1,458,997.51	\$ 1,802,068.71	\$ 141,144.40	\$ 1,604,273.46	\$ 3,547,486.57	\$ (2,088,489.06)	\$ 9,812,391.31
Oct-16	\$ 9,812,391.31	\$ 2,280,668.25	\$ 335,385.15	\$ 63,579.25	\$ 1,174,833.26	\$ 1,573,797.66	\$ 706,870.59	\$ 10,519,261.90
Nov-16	\$ 10,519,261.90	\$ 2,195,833.58	\$ 178,789.62	\$ 62,804.33	\$ 1,193,904.80	\$ 1,435,498.75	\$ 760,334.83	\$ 11,279,596.73
Dec-16	\$ 11,279,596.73	\$ 1,577,650.13	\$ 172,718.09	\$ 53,102.69	\$ 2,579,630.78	\$ 2,805,451.56	\$ (1,227,801.43)	\$ 10,051,795.30
Jan-17	\$ 10,051,795.30	\$ 2,285,376.95	\$ 290,842.62	\$ 76,562.41	\$ 963,467.43	\$ 1,330,872.46	\$ 954,504.49	\$ 11,006,299.79
Feb-17	\$ 11,006,299.79	\$ 1,290,497.07	\$ 239,840.62	\$ 59,643.77	\$ 1,024,181.06	\$ 1,323,665.45	\$ (33,168.38)	\$ 10,973,131.41
Mar-17	\$ 10,973,131.41	\$ 2,197,250.09	\$ 55,691.43	\$ 67,723.24	\$ 405,536.29	\$ 528,950.96	\$ 1,668,299.13	\$ 12,641,430.54
Apr-17	\$ 12,641,430.54	\$ 1,700,465.37	\$ 332,327.49	\$ 59,833.23	\$ 1,550,240.22	\$ 1,942,400.94	\$ (241,935.57)	\$ 12,399,494.97

**Oklahoma Corporation Commission
Public Utility Division
April 2017**

OUSF Applications Approved/Distributed

Cause No.	Date Order Approved	Lump Sum	Monthly Recurring Charges	Payment Dates
201600457	3/24/2017	\$ 102,648.00	\$ 8,552.42	4/25/2017
201600458	3/24/2017	\$ 60,707.00	\$ 5,058.92	4/25/2017
201600493	3/24/2017	\$ 95,430.46	\$ -	4/25/2017
201600513	3/24/2017	\$ 22,124.88	\$ -	4/25/2017
201600514	3/16/2017	\$ 11,481.45	\$ -	4/25/2017
201600516	3/14/2017	\$ 596.30	\$ 357.80	4/25/2017
201600517	3/14/2017	\$ 1,194.52	\$ 290.00	4/25/2017
201600518	3/20/2017	\$ 3,243.97	\$ 681.80	4/25/2017
201600527	3/21/2017	\$ 4,125.70	\$ 525.08	4/25/2017
201600532	3/17/2017	\$ 252.53	\$ 225.90	4/25/2017
201600534	3/23/2017	\$ 3,499.28	\$ 675.80	4/25/2017
201600536	3/30/2017	\$ 1,290.10	\$ 258.02	4/25/2017
201600537	3/28/2017	\$ 1,800.00	\$ 360.00	4/25/2017
201600539	3/28/2017	\$ 2,550.00	\$ 510.00	4/25/2017
201600544	3/28/2017	\$ 550.00	\$ 110.00	4/25/2017
201600547	4/3/2017	\$ 4,887.50	\$ 2,227.82	4/25/2017
201600550	4/4/2017	\$ 1,308.25	\$ 261.65	4/25/2017
201700008	4/7/2017	\$ 2,941.00	\$ 735.25	4/25/2017
201700010	4/10/2017	\$ 1,079.36	\$ 190.90	4/25/2017
201700013	4/7/2017	\$ 4,631.28	\$ 766.88	4/25/2017
201700019	3/29/2017	\$ 4,160.00	\$ 832.00	4/25/2017
201700054	4/5/2017	\$ 1,825.91	\$ 508.89	4/25/2017

April Disbursements \$ 332,327.49